

Solve problems involving the calculation of percentages



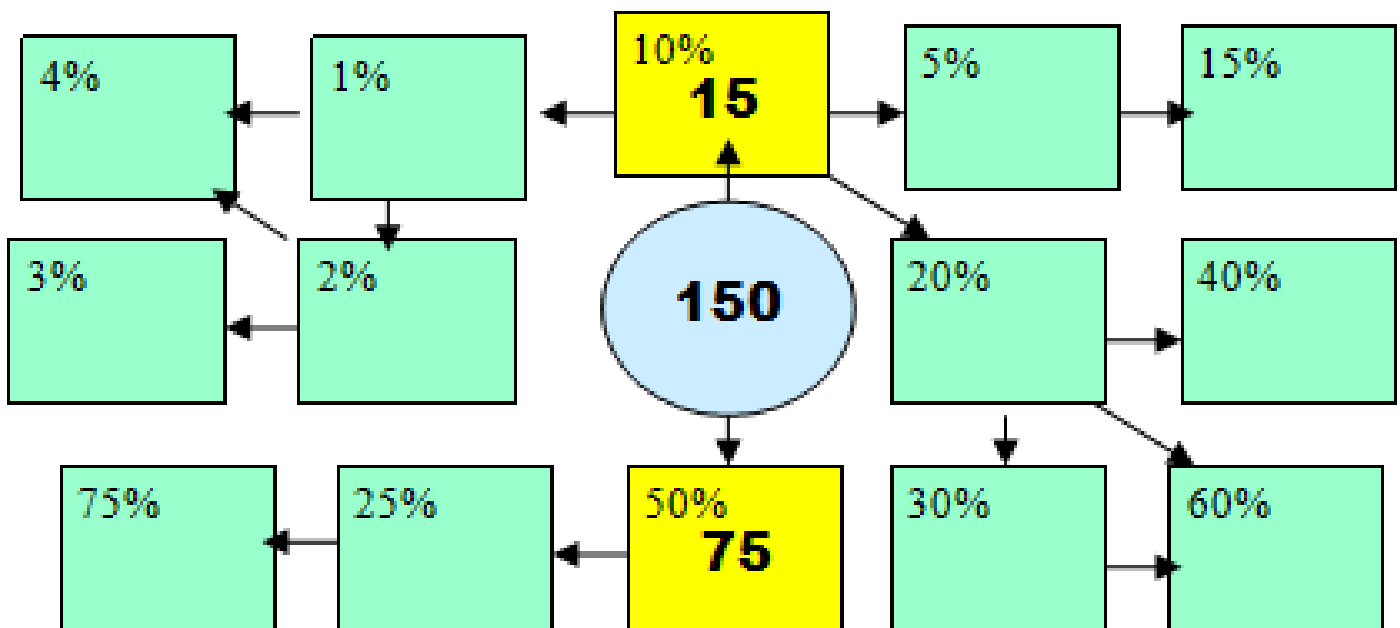
Place A - F in order from smallest value to largest

A	B	C	D	E	F
10% of 1560	25% of 600	20% of 800	75% of 180	50% of 340	90% of 200

--	--	--	--	--	--

smallest
→
 biggest

Use 10% and 50% to help find the other percentages then answer the questions



2a) Find 80% of 150

2b) Find 35% of 150

2c) Find 22% of 150


2d) Find 99% of 150

2e) Find 11% of 150


2f) Find 39% of 150

Solve problems involving the calculation of percentages


Write the percentage of the shaded part of each shape




%




%




%



%



%



%